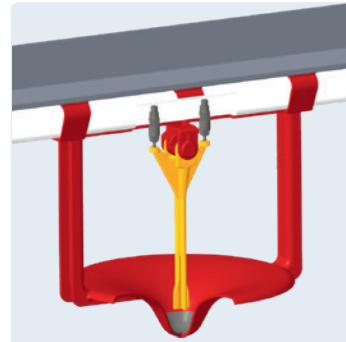


## SELECTION



### Matching LUBING drinking nipple

Turkey nipple (Art. 4001-4) with pendulum and stainless steel reinforced cup for rearing and fattening

**The principle of the double pendulum nipple:** When drinking, the birds move the nipple pendulum with their head to the left or right. This actuates one of the nipples and water immediately flows along the outside of the pendulum into the cup. The construction can be ideally combined with a starter ball (Ø30 mm) for breeding, which automatically deflects the pendulum until a basic water level is reached (then the deflection of the pendulum is stopped by the floating of the ball). During each drinking process, the rim of the cup is cleaned naturally by the wattles and neck feathers of the animals.

## VERSIONS

### Rearing / Hen fattening

	Cups per element
Art. 2103-0429-01	3
Art. 2104-0429-01	4
Art. 2105-0429-01	5

### Recommended birds per cup\*:

Rearing: 30-40 birds/cup\*  
Hen fattening : 25-30 birds/cup\*

### Tom turkey finishing

	Cups per element
Art. 2103-0428-01	3
Art. 2104-0428-01	4
Art. 2105-0428-01	5

### Recommended birds per cup\*:

Tom turkey finishing:  
approx. 20 birds/tray\*

\* In hot climates and depending on the light/water program, the number of birds per cup must be reduced! Observe national/regional regulations!

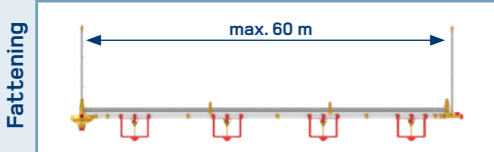
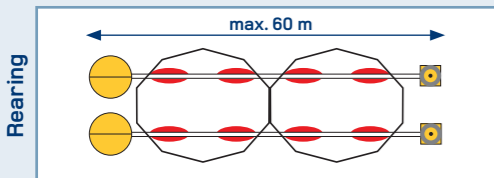
## LAYOUT

Rearing: 2 drinking lines in the ring, as far as possible from the radiator  
Hen and tom turkey finishing: 1 drinking line per feeding line

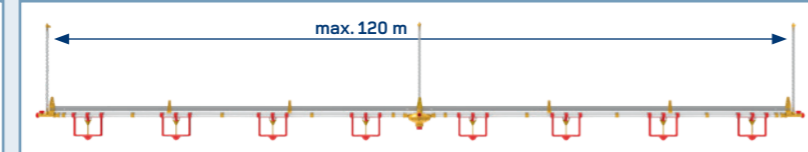
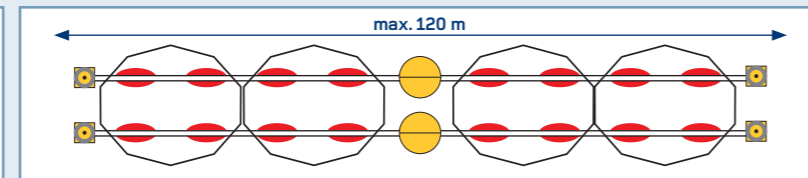
	Front connection (sketch left)	max. length (m)	Middle connection (sketch right)	max. length (m)
Optima E-Flush pressure regulator	Art. 3252-9-00	60 **	Art. 3252-02-9-00	120 **
Optima E-Flush pressure regulator with actuator	Art. 3252-01-9-00	60 **	Art. 3252-03-9-00	120 **

\*\* Bei Licht-/Wasserprogramm müssen die Längen um 1/3 gekürzt werden.

### Front connection



### Middle connection



## SUITABLE COMPLEMENT



Water supply



Automatic flush system



Top-Climate-systems for poultry

# LUBING

LUBING Maschinenfabrik GmbH & Co. KG

Lubingstraße 6 · 49406 Barnstorf

☎ +49(0)54 42 - 9879-0

✉ +49(0)54 42 - 9879-33

www.lubing.com · info@lubing.com

# LUBING

## FLOOR-WATERING SYSTEM „EASYLINE“ 2.0 FOR TURKEYS



# LUBING FLOOR-WATERING SYSTEM FOR TURKEYS

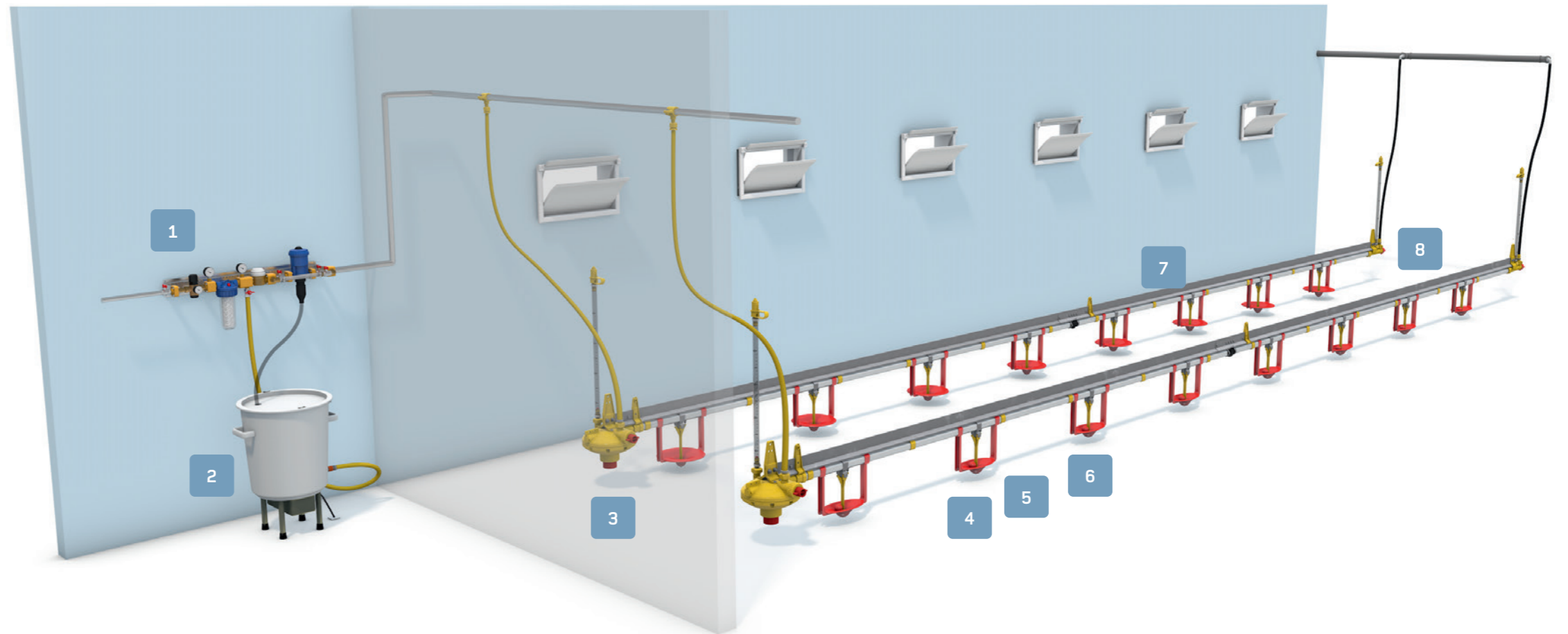
LUBING Drinking-Systems are proven and successfully used hundreds of thousand times for the optimal water supply of your animals in all types of housing. Due to their modular design, they can be expanded and supplemented at any time. With the patented and world-leading LUBING nipples, they form the optimum solution for efficient, animal welfare and hygienic poultry management.

## All LUBING floor-watering systems consist of the following components:

The main water supply prepares the drinking water with filtration, regulates the inlet pressure, the addition of medication if necessary and measures the water consumption. The treated water is supplied into the drinking line via **pressure regulators or ball tanks** with integrated flushing equipment.

Fully automatic flush **breather units** are installed at the end of each drinking line. At regular intervals, the drinking elements are fitted with suspensions that are connected to the central hoisting cable. The system height can be very finely regulated via hand- or ceiling winches, and the complete line can be raised to ceiling height for cleaning operations.

The core of the EasyLine 2.0 is the **turkey nipple** Art. 4001-4. With the pendulum and the stainless steel reinforced cups for rearing and fattening, the drinker supplies the optimum amount of water for every turkey age. The supplied LUBING height table indicates the perfect height of the drinking line and water column in each case. This ensures dry litter and at the same time optimal water supply - from day one!



**1**

**Main water supply**

- available in many variants and diameters
- measures, filters, tests and doses in one compact module
- solid flange connections

**2**

**Mixer**

- homogeneous mixing of the stock solution
- permanent circulation prevents the active ingredients from settling on the bottom

**3**

**Pressure regulator Optima E-Flush**

- stepless adjustment of the water column
- automatic flushing with the actuator

**4**

**Double pendulum nipple**

- pendulum solution provides water flow from one of the two nipples at each actuation
- simple, highly reliable and low-maintenance principle (see reverse)

**5**

**Rearing cup**

- for low losses during the first days
- Starter ball as float valve
- ensures always even water level in the cup

**6**

**Finishing cup**

- specially developed for the tom turkey finishing
- larger round cup: more stability and splash water protection

**7**

**Electric mount protection**

- tensioned shocker wire above the nipple pipe suspension
- can be used with conventional electrical fence energizer

**8**

**Flush breather unit**

- works fully automatic without additional power supply
- significantly reduces the amount of required work for flushing processes

## ADVANTAGES OF THE LUBING FLOOR DRINKERS

- modular design: replacement, maintenance and extension of all elements easily possible
- many compatible supplementary and extension products for effective poultry house automation (→ back side )
- sturdy, proven and durable system
- ideal for particularly hygienic and animal welfare housing
- two nipples, easily accessible from the outside, ensure even more reliable functioning of the drinker
- LUBING Drinking-Systems in world-wide known and uncompromising quality

# LUBING

Further information under [WWW.LUBING.COM](http://WWW.LUBING.COM)