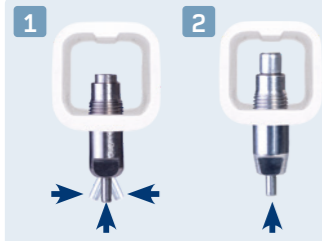


SELECTION



Suitable LUBING drinking nipples

LUBING TOP-Nipple (1 4022) with lateral actuation for **rearing** (up to approx. 20 weeks) and **laying operation** or stainless steel nipple (2 4001) with vertical actuation for **laying operation**.



For specific requirements

Hygiene-optimized LUBING CombiMaster (4050-00) for **rearing** (up to approx. 20 weeks) with wider housing, larger diameter of the lower pin and shallow screw-in depth.

VERSIONS

3m elements with the TOP-Nipple Art. 4022 with drip cup*

	Nipple per element
Art. 4055	08
Art. 4056	10
Art. 4057	12
Art. 4058	15
Art. 4053	18
Art. 4054	20

3m elements with the stainless steel nipple Art. 4001 with drip cup*

	Nipple per element
Art. 4065	08
Art. 4066	10
Art. 4067	12
Art. 4086	15

Hygiene-optimized version **NEW** with the CombiMaster with drip cup*

with nipple Art. 4050-00	with nipple Art. 4025-00	Nipple per element
Art. 3060	Art. 3090	12
Art. 3061	Art. 3091	15
Art. 3062	Art. 3092	18
Art. 3063	Art. 3093	20

Recommended bird per nipple**:

rearing: 8-15 birds/nipple · laying: 8-12 birds/nipple

Recommended bird per nipple**:

8-12 birds/nipples

* All versions are also available without cup. Reduced number of birds because of reduced flow rate. / ** The number of birds per nipple has to be reduced in hot climates and in dependence of the light-/waterprogramme. Pay attention to national / regional regulations!

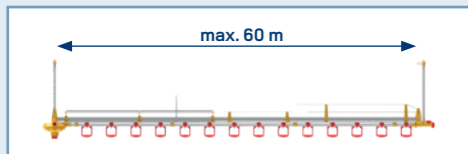
DESIGN

We recommend one drinking line every 2.5 to 3.5 m barn width. Basically, there should always be one more drinking line installed than feeding lines.

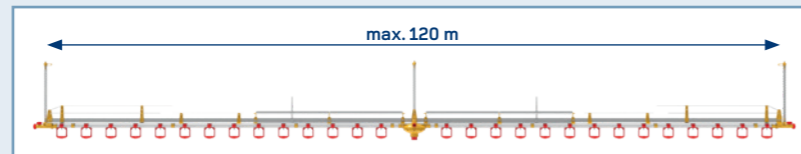
	Front connection (sketch left)	max. house length (m)	Middle connection (sketch right)	max. house length (m)
Optima E-Flush pressure regulator	Art. 3251-00	60 ***	Art. 3251-02-00	120 ***
Optima E-Flush pressure regulator with actuator	Art. 3251-01-00	60 ***	Art. 3251-03-00	120 ***
Ball tank	Art. 4221-00	60 ***	Art. 4223-00	120 ***

*** While using the light-/waterprogramme the length of line should be reduced by 1/3.

Front connection




Middle connection




Maximum 3 m distance between suspensions.

SUITABLE COMPLEMENT



Water supply



Automatic flush system



Top-Climate-systems for poultry

LUBING

LUBING Maschinenfabrik GmbH & Co. KG

Lubingstraße 6 · 49406 Barnstorf

+49(0)54 42 - 9879-0

+49(0)54 42 - 9879-33

www.lubing.com · info@lubing.com

LUBING

FLOOR-WATERING SYSTEM FOR BREEDERS, BREEDER REARING AND PULLETS IN ONE-TIER SYSTEMS



LUBING FLOOR-WATERING SYSTEM FOR BREEDERS

LUBING Drinking-Systems are proven and successfully used hundreds of thousand times for the optimal water supply of your animals in all types of housing. Due to their modular design, they can be expanded and supplemented at any time. With the patented and world-leading LUBING nipples, they form the optimum solution for efficient, animal welfare and hygienic poultry management.

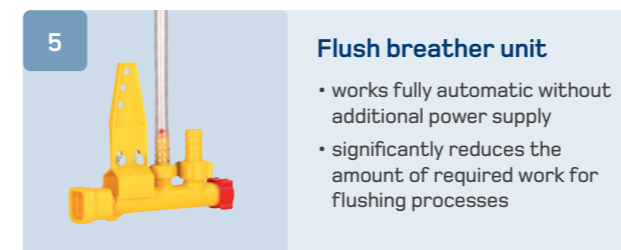
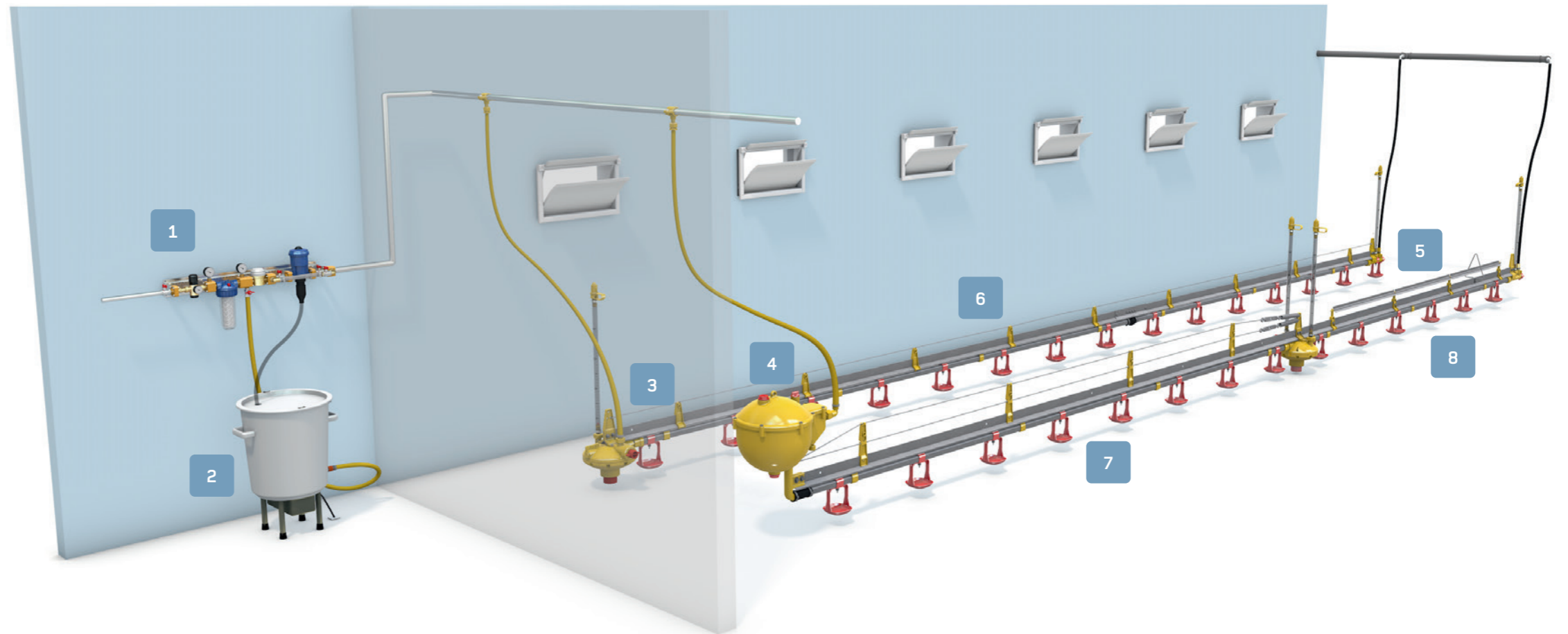
All LUBING floor-watering systems consist of the following components:

The main water supply prepares the drinking water with filtration, regulates the inlet pressure, the addition of medication if necessary and measures the water consumption.

The treated water is supplied into the drinking line via **pressure regulators** or **ball tanks** with integrated flushing equipment.

Fully **automatic flush breather** units are installed at the end of each drinking line. At regular intervals, the drinking elements are fitted with suspensions that are connected to the central hoisting cable. The system height can be very finely regulated via hand- or ceiling winches, and the complete line can be raised to ceiling height for cleaning operations.

The core of the systems are the **LUBING drinking nipples**, which are available with or without drip cup in many variants. The supplied LUBING height table indicates the perfect height of the drinking line and the water column at each time. This ensures dry litter with an optimal water supply at the same time - from day one!



ADVANTAGES

OF THE LUBING FLOOR-WATERING SYSTEMS

- modular design: replacement, maintenance and extension of all elements easily possible
- many compatible supplementary and extension products for effective poultry house automation (→ back side)
- sturdy, proven and durable system
- ideal for particularly hygienic and animal welfare housing
- LUBING Drinking-Systems in world-wide known and uncompromising quality

LUBING

Further information under WWW.LUBING.COM